



**BUREAU
VERITAS**

FACILITY CONDITION ASSESSMENT

prepared for

Griffin Structures - City of Laguna Beach FCA

1 Technology, Building I, Suite 829

Irvine, CA 92618

Dustin Alamo



Lot #11 - Forest/Laguna Canyon Lot
551 Forest Avenue
Laguna Beach, CA 92651

PREPARED BY:

Bureau Veritas

6021 University Boulevard, Suite 200

Ellicott City, MD 21043

800.733.0660

www.bvna.com

BV CONTACT:

Michael Chaney

Program Manager

800.733.0660 x7294222

Michael.Chaney@bureauveritas.com

BV PROJECT #:

164043.24R000-017.354

DATE OF REPORT:

August 14, 2024

ON SITE DATE:

May 29, 2024

Bureau Veritas

TABLE OF CONTENTS

1. Executive Summary	1
Property Overview and Assessment Details	1
Significant/Systemic Findings and Deficiencies	2
Facility Condition Index (FCI).....	3
Immediate Needs.....	3
Key Findings	3
Plan Types	4
2. Building Systems & Site Elements	5
3. ADA Accessibility	7
4. Purpose and Scope	8
5. Opinions of Probable Costs	10
Methodology	10
Definitions	11
6. Certification	12
7. Appendices	13



1. Executive Summary

Property Overview and Assessment Details

General Information	
Property Type	Parking Lot
Number of Buildings	0
Main Address	551 Forest Avenue, Laguna Beach, CA 92651
Site Developed	1931 Renovated 2020
Outside Occupants / Leased Spaces	None
Date(s) of Visit	May 29, 2024
Management Point of Contact	Griffin Structures Dustin Alamo, Vice President 949-280-4441 dalamo@griffinstructures.com
On-site Point of Contact (POC)	Dustin Alamo
Assessment & Report Prepared By	Deborah Whitham
Reviewed By	Michael Chaney Program Manager 800.733.0660 x7294222 Michael.Chaney@bureauveritas.com
AssetCalc Link	Full dataset for this assessment can be found at: https://www.assetcalc.net/



Significant/Systemic Findings and Deficiencies

Historical Summary

The pay-to-park public parking lot is located across the street from the Festival of Arts Complex. The parking lot was renovated and repaved in 2020, has been well maintained, and is in good condition overall.

Mechanical, Electrical, Plumbing and Fire (MEPF)

Electrical distribution assets are located on site and in good condition.

Site

The concrete brick paved parking lot, concrete sidewalks and landscaping are well maintained and in good condition.

Recommended Additional Studies

No additional studies recommended at this time.

Facility Condition Index (FCI)

One of the major goals of the FCA is to calculate the Facility Condition Index (FCI), which provides a theoretical objective indication of a facility's overall condition. The FCI is defined as the ratio of the cost of current needs divided by the current replacement value (CRV) of the facility. The chart below presents the industry standard ranges and cut-off points.

There are no buildings on this site, so an FCI calculation is not present.

Immediate Needs

There are no immediate needs to report.

Key Findings

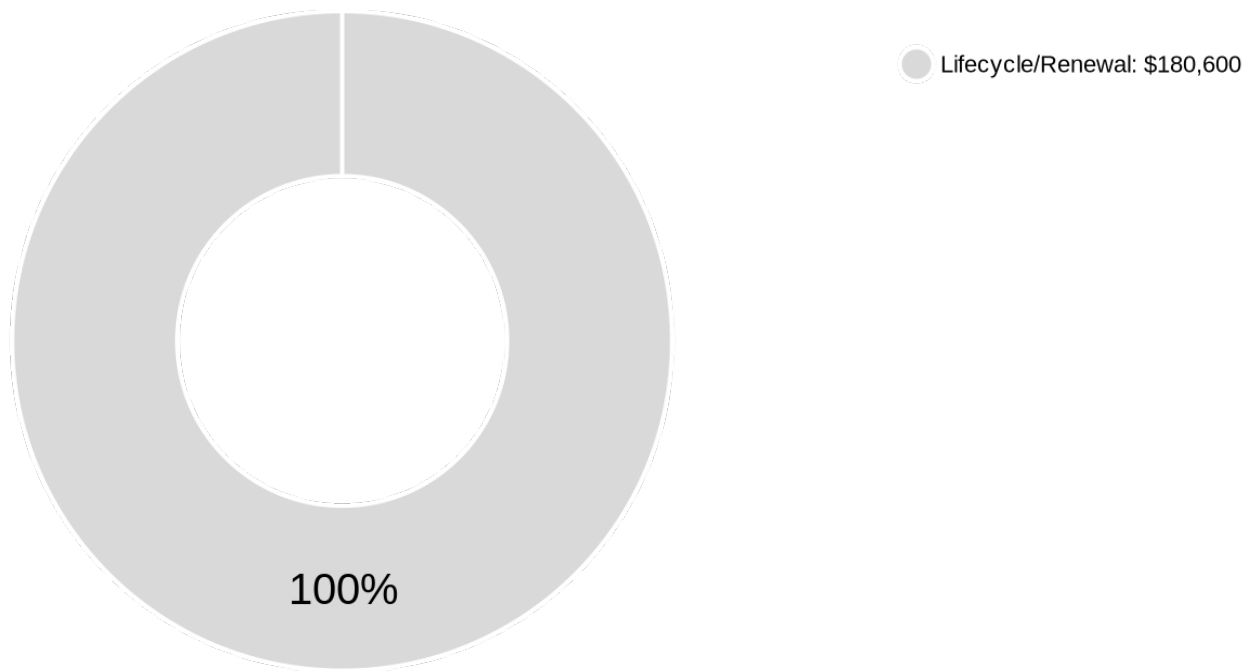
There are no key findings to report.

Plan Types

Each line item in the cost database is assigned a Plan Type, which is the primary reason or rationale for the recommended replacement, repair, or other corrective action. This is the “why” part of the equation. A cost or line item may commonly have more than one applicable Plan Type; however, only one Plan Type will be assigned based on the “best” fit, typically the one with the greatest significance and highest on the list below.

Plan Type Descriptions & Distribution

Safety	■	An observed or reported unsafe condition that if left unaddressed could result in injury; a system or component that presents potential liability risk.
Performance/Integrity	■	Component or system has failed, is almost failing, performs unreliably, does not perform as intended, and/or poses risk to overall system stability.
Accessibility	■	Does not meet ADA, UFAS, and/or other accessibility requirements.
Environmental	■	Improvements to air or water quality, including removal of hazardous materials from the building or site.
Retrofit/Adaptation	■	Components, systems, or spaces recommended for upgrades in in order to meet current standards, facility usage, or client/occupant needs.
Aged But Functional	■	Any component or system that has aged past its industry-average expected useful life (EUL) but is not currently deficient or problematic.
Lifecycle/Renewal	■	Any component or system that is neither deficient nor aged past EUL but for which future replacement or repair is anticipated and budgeted.



10-Year Total: \$180,600



2. Building Systems & Site Elements



Site Information		
Site Area	0.94 acres	
Parking Spaces	48 total spaces all in open lots; 1 of which are accessible.	
<i>System</i>	<i>Description</i>	<i>Condition</i>
Site Pavement	Concrete brick pavers with limited areas of concrete aprons and pavement and adjacent concrete sidewalks, curbs and ramps	Good
Site Development	Property entrance signage; wrought iron fencing/safety barrier Limited trash receptacles	Good
Landscaping & Topography	Limited landscaping features including trees, bushes, and planters Irrigation present No retaining walls Low to moderate site slopes throughout	Good
Utilities	Municipal water and storm sewer Local utility-provided electric	Good
Site Lighting	Pole-mounted: LED Building-mounted: N/A	Good
Ancillary Structures	None	-

Site Information	
Site Accessibility	Presently it does not appear an accessibility study is needed for the site. See the appendix for associated photos and additional information.
Site Additional Studies	No additional studies are currently recommended for the site areas.
Site Areas Observed	The exterior areas within the property boundaries were observed to gain a clear understanding of the site's overall condition.
Site Key Spaces Not Observed	All key areas of the exterior site were accessible and observed.

The table below shows the anticipated costs by trade or building system over the next 20 years.

Lot #11 - Forest/Laguna Canyon Lot: System Expenditure Forecast						
System	Immediate	Short Term (1-2 yr)	Near Term (3-5 yr)	Med Term (6-10 yr)	Long Term (11-20 yr)	TOTAL
Electrical	\$0	\$0	\$0	\$0	\$0	\$0
Fire Alarm & Electronic Systems	\$0	\$0	\$0	\$19,913	\$32,437	\$52,350
Equipment & Furnishings	\$0	\$0	\$0	\$0	\$196,981	\$196,981
Sitework	\$0	\$0	\$70,575	\$90,074	\$504,972	\$665,621
TOTALS	\$0	\$0	\$70,600	\$110,000	\$734,400	\$915,000



3. ADA Accessibility

During the FCA, Bureau Veritas performed a limited high-level accessibility review of the facility non-specific to any local regulations or codes. The scope of the visual observation was limited to the same areas observed while performing the FCA and the categories set forth in the material included in the appendix. It is understood by the Client that the limited observations described herein do not comprise a full ADA Compliance Survey, and that such a survey is beyond the scope of this assessment. A full measured ADA survey would be required to identify more specific potential accessibility issues. Additional clarifications of this limited survey:

- This survey was visual in nature and actual measurements were not taken to verify compliance
- Only a representative sample of areas was observed
- Two overview photos were taken for each subsection regardless of perceived compliance or non-compliance
- For any “none” boxes checked or reference to “no issues” identified, that alone does not guarantee full compliance

The parking lot was originally constructed in 1931 and was substantially renovated in 2020. Widespread accessibility improvements appear to have been implemented at that time.

No detailed follow-up accessibility study is currently recommended since no major or moderate issues were identified at the subject site. Reference the appendix for specific data, photos, and tables or checklists associated with this limited accessibility survey.

4. Purpose and Scope

Purpose

Bureau Veritas was retained by the client to render an opinion as to the Property’s current general physical condition on the day of the site visit.

Based on the observations, interviews and document review outlined below, this report identifies significant deferred maintenance issues, existing deficiencies, and material code violations of record, which affect the Property’s use. Opinions are rendered as to its structural integrity, building system condition and the Property’s overall condition. The report also notes building systems or components that have realized or exceeded their typical expected useful lives.

The physical condition of building systems and related components are typically defined as being in one of five condition ratings. For the purposes of this report, the following definitions are used:

Condition Ratings	
Excellent	New or very close to new; component or system typically has been installed within the past year, sound and performing its function. Eventual repair or replacement will be required when the component or system either reaches the end of its useful life or fails in service.
Good	Satisfactory as-is. Component or system is sound and performing its function, typically within the first third of its lifecycle. However, it may show minor signs of normal wear and tear. Repair or replacement will be required when the component or system either reaches the end of its useful life or fails in service.
Fair	Showing signs of wear and use but still satisfactory as-is, typically near the median of its estimated useful life. Component or system is performing adequately at this time but may exhibit some signs of wear, deferred maintenance, or evidence of previous repairs. Repair or replacement will be required due to the component or system’s condition and/or its estimated remaining useful life.
Poor	Component or system is significantly aged, flawed, functioning intermittently or unreliably; displays obvious signs of deferred maintenance; shows evidence of previous repair or workmanship not in compliance with commonly accepted standards; has become obsolete; or exhibits an inherent deficiency. The present condition could contribute to or cause the deterioration of contiguous elements or systems. Either full component replacement is needed or repairs are required to restore to good condition, prevent premature failure, and/or prolong useful life.
Failed	Component or system has ceased functioning or performing as intended. Replacement, repair, or other significant corrective action is recommended or required.
Not Applicable	Assigning a condition does not apply or make logical sense, most commonly due to the item in question not being present.



Scope

The standard scope of the Facility Condition Assessment includes the following:

- Visit the Property to evaluate the general condition of the building and site improvements, review available construction documents in order to familiarize ourselves with, and be able to comment on, the in-place construction systems, life safety, mechanical, electrical, and plumbing systems, and the general built environment.
- Identify those components that are exhibiting deferred maintenance issues and provide cost estimates for Immediate Costs and Replacement Reserves based on observed conditions, maintenance history and industry standard useful life estimates. This will include the review of documented capital improvements completed within the last five-year period and work currently contracted for, if applicable.
- Provide a full description of the Property with descriptions of in-place systems and commentary on observed conditions.
- Provide a high-level categorical general statement regarding the subject Property's compliance to Title III of the Americans with Disabilities Act. This will not constitute a full ADA survey, but will help identify exposure to issues and the need for further review.
- Obtain background and historical information about the facility from a building engineer, property manager, maintenance staff, or other knowledgeable source. The preferred methodology is to have the client representative or building occupant complete a Pre-Survey Questionnaire (PSQ) in advance of the site visit. Common alternatives include a verbal interview just prior to or during the walk-through portion of the assessment.
- Review maintenance records and procedures with the in-place maintenance personnel.
- Observe a representative sample of the interior spaces/units, including vacant spaces/units, to gain a clear understanding of the property's overall condition. Other areas to be observed include the exterior of the property, the roofs, interior common areas, and the significant mechanical, electrical and elevator equipment rooms.
- Provide recommendations for additional studies, if required, with related budgetary information.
- Provide an Executive Summary at the beginning of this report, which highlights key findings and includes a Facility Condition Index as a basis for comparing the relative conditions of the buildings within the portfolio.

5. Opinions of Probable Costs

Cost estimates are embedded throughout this report, including the very detailed Replacement Reserves report in the appendix. The cost estimates are predominantly based on construction rehabilitation costs developed by the *RSMMeans data from Gordian*. While the *RSMMeans data from Gordian* is the primary reference source for the Bureau Veritas cost library, secondary and supporting sources include but are not limited to other industry experts work, such as *Marshall & Swift* and *CBRE Whitestone*. For improved accuracy, additional research integrated with Bureau Veritas's historical experience with past costs for similar properties, city cost indexes, and assumptions regarding future economic conditions also come into play when deemed necessary. Invoice or bid documents provided either by the owner or facility construction resources may be reviewed early in the process or for specific projects as warranted.

Opinions of probable costs should only be construed as preliminary, order of magnitude budgets. Actual costs most probably will vary from the consultant's opinions of probable costs depending on such matters as type and design of suggested remedy, quality of materials and installation, manufacturer and type of equipment or system selected, field conditions, whether a physical deficiency is repaired or replaced in whole, phasing or bundling of the work (if applicable), quality of contractor, quality of project management exercised, market conditions, use of subcontractors, and whether competitive pricing is solicited, etc. Certain opinions of probable costs cannot be developed within the scope of this guide without further study. Opinions of probable cost for further study should be included in the FCA.

Methodology

Based upon site observations, research, and judgment, along with referencing Expected Useful Life (EUL) tables from various industry sources, Bureau Veritas opines as to when a system or component will most probably necessitate replacement. Accurate historical replacement records, if provided, are typically the best source of information. Exposure to the elements, initial quality and installation, extent of use, the quality and amount of preventive maintenance exercised, etc., are all factors that impact the effective age of a system or component. As a result, a system or component may have an effective age that is greater or less than its actual chronological age. The Remaining Useful Life (RUL) of a component or system equals the EUL less its *effective age*, whether explicitly or implicitly stated. Projections of Remaining Useful Life (RUL) are based primarily on age and condition with the presumption of continued use and maintenance of the Property similar to the observed and reported past use and maintenance practices, in conjunction with the professional judgment of Bureau Veritas's assessors. Significant changes in occupants and/or usage may affect the service life of some systems or components.

Where quantities could not be or were not derived from an actual construction document take-off or facility walk-through, and/or where systemic costs are more applicable or provide more intrinsic value, budgetary square foot and gross square foot costs are used. Estimated costs are based on professional judgment and the probable or actual extent of the observed defect, inclusive of the cost to design, procure, construct and manage the corrections.

To account for differences in prices between locations, the base costs are modified by geographical location factors to adjust for to market conditions, transportation costs, or other local contributors. When requested by the client, the costs may be further adjusted by several additional factors including; labor rates (prevailing minimum wage), general contractor fees for profit and overhead, and insurance. If desired, costs for design and permits, and a contingency factor, may also be included in the calculations.

Definitions

Immediate Needs

Immediate Needs are line items that require immediate action as a result of: (1) material existing or potential unsafe conditions, (2) failed or imminent failure of mission critical building systems or components, or (3) conditions that, if not addressed, have the potential to result in, or contribute to, critical element or system failure within one year or will most probably result in a significant escalation of its remedial cost.

For database and reporting purposes the line items with RUL=0, and commonly associated with *Safety or Performance/Integrity* Plan Types, are considered Immediate Needs.

Replacement Reserves

Cost line items traditionally called Replacement Reserves (equivalently referred to as Lifecycle/Renewals) are for recurring probable renewals or expenditures, which are not classified as operation or maintenance expenses. The replacement reserves should be budgeted for in advance on an annual basis. Replacement Reserves are reasonably predictable both in terms of frequency and cost. However, Replacement Reserves may also include components or systems that have an indeterminable life but, nonetheless, have a potential for failure within an estimated time period.

Replacement Reserves generally exclude systems or components that are estimated to expire after the reserve term and are not considered material to the structural and mechanical integrity of the subject property. Furthermore, systems and components that are not deemed to have a material effect on the use of the Property are also excluded. Costs that are caused by acts of God, accidents, or other occurrences that are typically covered by insurance, rather than reserved for, are also excluded.

Replacement costs are solicited from ownership/property management, Bureau Veritas's discussions with service companies, manufacturers' representatives, and previous experience in preparing such schedules for other similar facilities. Costs for work performed by the ownership's or property management's maintenance staff are also considered.

Bureau Veritas's reserve methodology involves identification and quantification of those systems or components requiring capital reserve funds within the assessment period. The assessment period is defined as the effective age plus the reserve term. Additional information concerning system or component replacement costs (in today's dollars), typical expected useful lives, and remaining useful lives were estimated so that a funding schedule could be prepared. The Replacement Reserves Schedule presupposes that all required remedial work has been performed or that monies for remediation have been budgeted for items defined as Immediate Needs.

For the purposes of 'bucketizing' the System Expenditure Forecasts in this report, the Replacement Reserves have been subdivided and grouped as follows: Short Term (years 1-3), Near Term (years 4-5), Medium Term (years 6-10), and Long Term (years 11-20).

Key Findings

In an effort to highlight the most significant cost items and not be overwhelmed by the Replacement Reserves report in its totality, a subsection of Key Findings is included within the Executive Summary section of this report. Key Findings typically include repairs or replacements of deficient items within the first five-year window, as well as the most significant high-dollar line items that fall anywhere within the ten-year term. Note that while there is some subjectivity associated with identifying the Key Findings, the Immediate Needs are always included as a subset.

6. Certification

Griffin Structures - City of Laguna Beach FCA (the Client) retained Bureau Veritas to perform this Facility Condition Assessment in connection with its continued operation of Lot #11 - Forest/Laguna Canyon Lot, 551 Forest Avenue, Laguna Beach, CA 92651, the "Property". It is our understanding that the primary interest of the Client is to locate and evaluate materials and building system defects that might significantly affect the value of the property and to determine if the present Property has conditions that will have a significant impact on its continued operations.

The conclusions and recommendations presented in this report are based on the brief review of the plans and records made available to our Project Manager during the site visit, interviews of available property management personnel and maintenance contractors familiar with the Property, appropriate inquiry of municipal authorities, our Project Manager's walk-through observations during the site visit, and our experience with similar properties.

No testing, exploratory probing, dismantling or operating of equipment or in-depth studies were performed unless specifically required under the *Purpose and Scope* section of this report. This assessment did not include engineering calculations to determine the adequacy of the Property's original design or existing systems. Although walk-through observations were performed, not all areas may have been observed (see Section 1 for specific details). There may be defects in the Property, which were in areas not observed or readily accessible, may not have been visible, or were not disclosed by management personnel when questioned. The report describes property conditions at the time that the observations and research were conducted.

This report has been prepared for and is exclusively for the use and benefit of the Client identified on the cover page of this report. The purpose for which this report shall be used shall be limited to the use as stated in the contract between the client and Bureau Veritas.

This report, or any of the information contained therein, is not for the use or benefit of, nor may it be relied upon by any other person or entity, for any purpose without the advance written consent of Bureau Veritas. Any reuse or distribution without such consent shall be at the client's or recipient's sole risk, without liability to Bureau Veritas.

Prepared by: Deborah Whitham
Project Assessor

Reviewed by:



Michael Chaney,
Program Manager
800.733.0660 ext. 7297980
michael.chaney@bureauveritas.com

7. Appendices

- Appendix A: Photographic Record
- Appendix B: Site and Floor Plan(s)
- Appendix C: Pre-Survey Questionnaire(s)
- Appendix D: Accessibility Review and Photos
- Appendix E: Component Condition Report
- Appendix F: Replacement Reserves
- Appendix G: Equipment Inventory List



Appendix A: Photographic Record


Photographic Overview



1 - STREET ENTRY



2 - SITE DRAINAGE




3 - PARKING PAVERS



4 - PARKING PAVERS



5 - SIDEWALK



6 - SIDEWALK

Photographic Overview



7 - SECONDARY TRANSFORMER



8 - PARKING PAY STATION



9 - TRASH RECEPTACLES



10 - LANDSCAPE



11 - LANDSCAPE





12 - VEHICLE CHARGING STATIONS

Appendix B:

Site and Floor Plan(s)

Site Plan



 BUREAU VERITAS	Project Number	Project Name	 N
	164043.24R000-017.354	Lot #11 Forest/Laguna Canyon Griffin Structures	
	Source	On-Site Date	
	Google Earth	May 29, 2024	

Appendix C: Pre-Survey Questionnaire(s)

BV FACILITY CONDITION ASSESSMENT: PRE-SURVEY QUESTIONNAIRE

Building / Facility Name: Lot #11 - Forest/Laguna Canyon Lot

Name of person completing form: Gilbert Aguirre

Title / Association w/ property: Maintenance Worker II

Length of time associated w/ property: 7 years

Date Completed: 5/27/2024

Phone Number: 949-339-9142

Method of Completion: INCOMPLETE - client/POC unwilling or unable to complete

The Pre-Survey Questionnaire was not filled out either prior to or during the assessment.

Appendix D: Accessibility Review and Photos

Visual Survey - 2010 ADA Standards for Accessible Design

Property Name: Lot #11 - Forest/Laguna Canyon Lot

BV Project Number: 164043.24R000-017.354

Facility History & Interview					
Question		Yes	No	Unk	Comments
1	Has an accessibility study been previously performed? If so, when?			X	
2	Have any ADA improvements been made to the property since original construction? Describe.			X	
3	Has building management reported any accessibility-based complaints or litigation?			X	

Lot #11 - Forest/Laguna Canyon Lot: Accessibility Issues				
Category	Major Issues (ADA study recommended)	Moderate Issues (ADA study recommended)	Minor Issues	None*
Parking				
Exterior Accessible Route				
Building Entrances	NA			
Interior Accessible Route	NA			
Elevators	NA			
Public Restrooms	NA			
Kitchens/Kitchenettes	NA			
Playgrounds & Swimming Pools	NA			
Other	NA			

**be cognizant that if the "None" box is checked that does not guarantee full compliance; this study is limited in nature*

Lot #11 - Forest/Laguna Canyon Lot: Photographic Overview



OVERVIEW OF ACCESSIBLE PARKING AREA



TYPICAL ADA STALL



ACCESSIBLE PATH



CURB CUT

Appendix E:

Component Condition Report

Component Condition Report | Lot #11 - Forest/Laguna Canyon Lot

UF L3 Code	Location	Condition	Asset/Component/Repair	Quantity	RUL	ID
Electrical						
D5020	Site	Good	Distribution Panel, 120/208 V, 400 AMP	1	26	7660812
D5020	Site	Good	Secondary Transformer, Dry, Stepdown, 112.5 KVA	1	26	7660815
Fire Alarm & Electronic Systems						
D7030	Site	Good	Security Camera, Typical	1	6	7660822
Equipment & Furnishings						
E1010	Site	Good	Charging Station, Electric Vehicle, Dual Connection	2	11	7664127
Pedestrian Plazas & Walkways						
G2010	Bridge	Good	Roadways, Pavement, Concrete	400 SF	46	7660821
G2020	Site	Good	Parking Lots, Parking Control Equipment, Pay Station	2	16	7660811
G2020	Site	Good	Parking Lots, Pavement, Brick Pavers, Power Wash, Seal & Stripe	21,880 SF	3	7660818
G2030	Sidewalk	Good	Sidewalk, Concrete, Small Areas/Sections	6,400 SF	46	7660810
G2030	Parking Lot	Good	Parking Lot Pavement, Brick/Masonry Pavers	21,880 SF	26	7663681
Sitework						
G2060	Barrier at Drainage Channel	Good	Fences & Gates, Fence, Metal Tube 4'	550 LF	36	7660814
G2060	Site	Good	Trash Receptacle, Medium-Duty Metal or Precast	2	16	7660817
G4050	Parking Lot	Good	Parking/Roadway Lighting, Pole-Mounted, any type w/ LED, 50 to 125W	3	16	7660819

Appendix F:

Replacement Reserves



Replacement Reserves Report

Lot #11 - Forest/Laguna Canyon Lot

8/14/2024

Location	2024	2025	2026	2027	2028	2029	2030	2031	2032	2033	2034	2035	2036	2037	2038	2039	2040	2041	2042	2043	2044	Total Escalated Estimate
Lot #11 - Forest/Laguna Canyon Lot	\$0	\$0	\$0	\$70,576	\$0	\$0	\$19,915	\$0	\$90,075	\$0	\$0	\$196,982	\$0	\$114,961	\$0	\$0	\$275,734	\$0	\$146,723	\$0	\$0	\$914,966
Grand Total	\$0	\$0	\$0	\$70,576	\$0	\$0	\$19,915	\$0	\$90,075	\$0	\$0	\$196,982	\$0	\$114,961	\$0	\$0	\$275,734	\$0	\$146,723	\$0	\$0	\$914,966

Uniformat Code	ID	Cost Description	Lifespan (EUL)	Age	RUL	Quantity	Unit	Unit Cost	w/ Markup	*Subtotal	2024	2025	2026	2027	2028	2029	2030	2031	2032	2033	2034	2035	2036	2037	2038	2039	2040	2041	2042	2043	2044	Deficiency Repair Estimate	
D7030	7660822	Security Camera, Typical, Replace	10	4	6	1	EA	\$2,400.00	\$14,860.80	\$14,861																						\$29,722	
E1010	7664127	Charging Station, Electric Vehicle, Dual Connection, Replace	15	4	11	2	EA	\$9,300.00	\$57,585.60	\$115,171																							\$115,171
G2020	7660818	Parking Lots, Pavement, Brick Pavers, Power Wash, Seal & Stripe	5	2	3	21880	SF	\$0.45	\$2.79	\$60,966				\$60,966																			\$243,866
G2020	7660811	Parking Lots, Parking Control Equipment, Pay Station, Replace	20	4	16	2	EA	\$6,500.00	\$40,248.00	\$80,496																							\$80,496
G2060	7660817	Trash Receptacle, Medium-Duty Metal or Precast, Replace	20	4	16	2	EA	\$700.00	\$4,334.40	\$8,669																							\$8,669
G4050	7660819	Parking/Roadway Lighting, Pole-Mounted, any type w/ LED, 50 to 125W, Replace	20	4	16	3	EA	\$1,200.00	\$7,430.40	\$22,291																							\$22,291
Totals, Unescalated											\$0	\$0	\$0	\$60,966	\$0	\$0	\$14,861	\$0	\$60,966	\$0	\$0	\$115,171	\$0	\$60,966	\$0	\$0	\$126,317	\$0	\$60,966	\$0	\$0	\$500,215	
Totals, Escalated (5.0% inflation, compounded annually)											\$0	\$0	\$0	\$70,576	\$0	\$0	\$19,915	\$0	\$90,075	\$0	\$0	\$196,982	\$0	\$114,961	\$0	\$0	\$275,734	\$0	\$146,723	\$0	\$0	\$914,966	

Appendix G: Equipment Inventory List

D50 Electrical

Index	ID	UFCODE	Component Description	Attributes	Capacity	Building	Location Detail	Manufacturer	Model	Serial	Dataplate Yr	Barcode	Qty
1	7660815	D5020	Secondary Transformer	Dry, Stepdown, 112.5 KVA		Lot #11 - Forest/Laguna Canyon Lot	Site	Eaton Cutler-Hammer	V48M28T1216	V12DA001	2020		1
2	7660812	D5020	Distribution Panel	120/208 V, 400 AMP		Lot #11 - Forest/Laguna Canyon Lot	Site	Myers	519733	SM120098	2020		1

E10 Equipment

Index	ID	UFCODE	Component Description	Attributes	Capacity	Building	Location Detail	Manufacturer	Model	Serial	Dataplate Yr	Barcode	Qty
1	7664127	E1010	Charging Station	Electric Vehicle, Dual Connection		Lot #11 - Forest/Laguna Canyon Lot	Site				2020		2